







MMA-400E

4.0mm electrodes long time welding

-  Diameter of electrodes are optional.
-  Arc starting and arc force current are adjustable;
-  Anti stick and VRD switch built-in.
-  With over-current, over-heat and low voltage protection functions.
-  888 Smart display equipped.
-  Show error code for easy repair.



Applied area

- Suitable for welding ordinary carbon steel, low alloy steel, stainless steel, cast iron
- Suitable for bridge construction, petroleum and petrochemical construction, equipment installation, steel bar welding, steel structure construction and other industries.



MMA SERIES INVERTER DC MANUAL WELDING

	Unit	MMA-400E
Input Voltage/Frequency	V/Hz	3P 380 ±15% 50/60
Input Current	A	10
Rated No-Load Voltage	V	65
Welding Current	A	30-260
Rated duty cycle (40°C)		40%
Efficiency	η	≥85%
Power Factor	cosφ	0.93
Insulation Grade		F
Protection Class		IP21S
Cooling		Fan
Dimension (L*W*H)	mm	370x175x334
Net weight	Kg	8.0
Gross weight	Kg	9.2

