






MMA-400I/500I/630I

High quality products meet the heavy industry needs

-  The welding cable can be extended to 100m.
-  Input with filtering, anti-power grid fluctuation.
-  Output with charged reactance makes stable welding current.
-  Hot start and arc force current are adjustable.
-  With over-current, over-heat, low voltage and phase failure protections.



Applied area

- Suitable for welding ordinary carbon steel, low alloy steel, stainless steel, cast iron
- Suitable for bridge construction, petroleum and petrochemical construction, equipment installation, steel bar welding, steel structure construction and other industries



MMA SERIES INVERTER DC MANUAL WELDING

	Unit	MMA-400I	MMA-500I	MMA-630I
Input Voltage/Frequency	V/Hz	3P 380 ±15% 50/60		
Input Current	A	18	22	39
Rated No-Load Voltage	V	65	72	75
Welding Current	A	40-320	40-400	40-500
Duty Cycle		60%	60%	60%
Efficiency	η	≥85%	≥85%	≥85%
Power Factor	cosφ	0.93	0.93	0.93
Insulation Grade		H	H	H
Protection Class		IP21S	IP21S	IP21S
Cooling		Fan	Fan	Fan
Dimension (L*W*H)	mm	486x228x403	500x264x480	520x264x480
Net weight	Kg	15	20	24
Gross weight	Kg	16.7	22	28

